

**Table 4**  
**Research Support of Participating Faculty Members**

**Rationale**

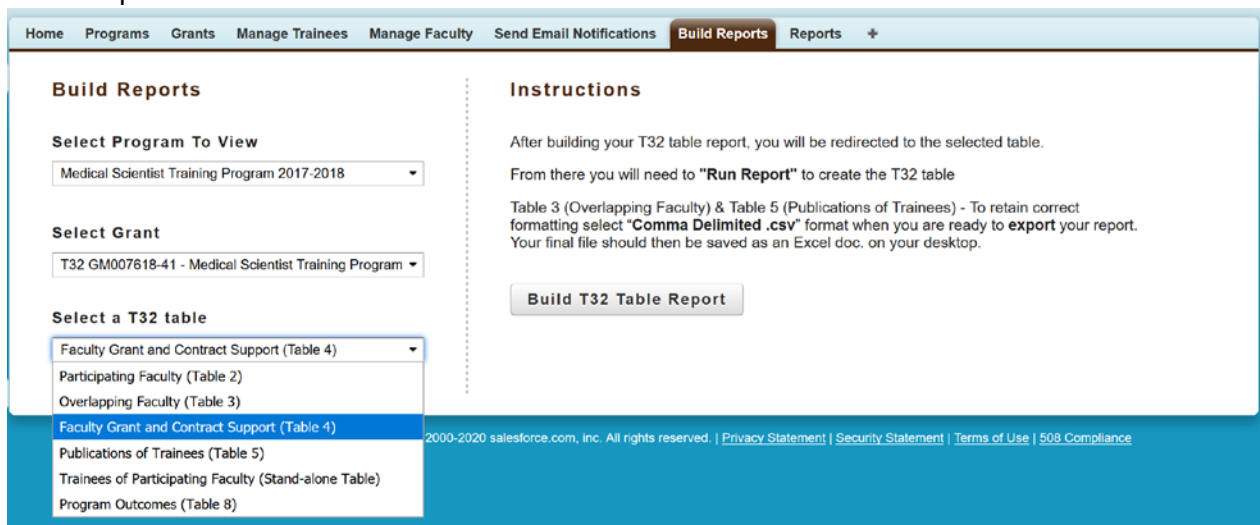
This table provides evidence of the strength of the research environment, the availability of funds to support research conducted by the trainees, and the appropriateness of the participating faculty in terms of their active research support.

**Sample Table 4. Research Support of Participating Faculty Members**

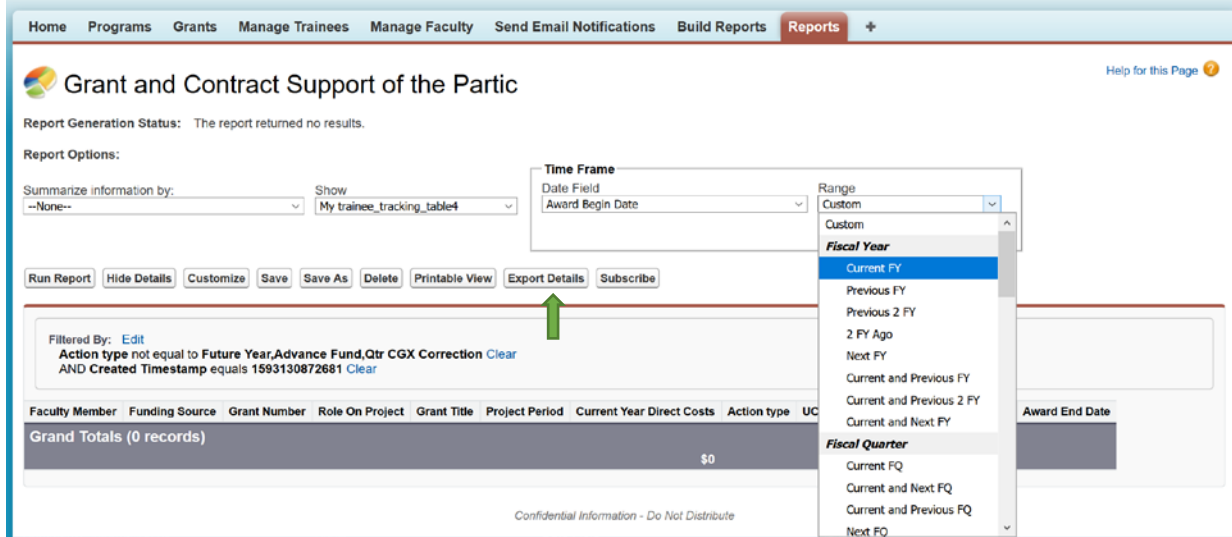
Faculty Member	Funding Source	Grant Number	Role on Project	Grant Title	Project Period	Current Year Direct Costs
Jones, Janine L.	NIH	1 R01 GM76259-01	PD/PI	Structure and Function of Acetylcholine Receptors	06/2014-05/2018	\$190,000
Jones, Janine L.	NIH	5 K08 AI00091-03	PD/PI	Purification & Identification of Receptors	11/2012-11/2017	\$140,000
Ehlers, Roger G.	Univ		PD/PI	University start-up funds	08/2014-07/2017	\$350,000
Mack, Thomas R.	Fdn		PD/PI	Control of Angiogenesis	03/2011-02/2015	\$185,000
Mack, Thomas R.	NSF	PCM 80-12935	PD/PI	Cell Culture Center	12/2012-11/2015	\$180,000
Mack, Thomas R.	NIH	1 P01 HL71802-05	Project PI	Subproject 4: Oncogenic Kit Receptor Signaling in vivo	10/2011-09/2015	\$165,000
Smith, James P.	None					
Zachary, Andrew	NIH	1 U01 AI28507-02	PD/PI	Human Monoclonal Antibodies as a Therapy for Staphylococcal Enterotoxin	07/2013-06/2018	\$200,000
<b>Average Grant Support per Participating Faculty Member</b>						<b>\$282,000</b>

**Generating Table 4 using 3TS:**

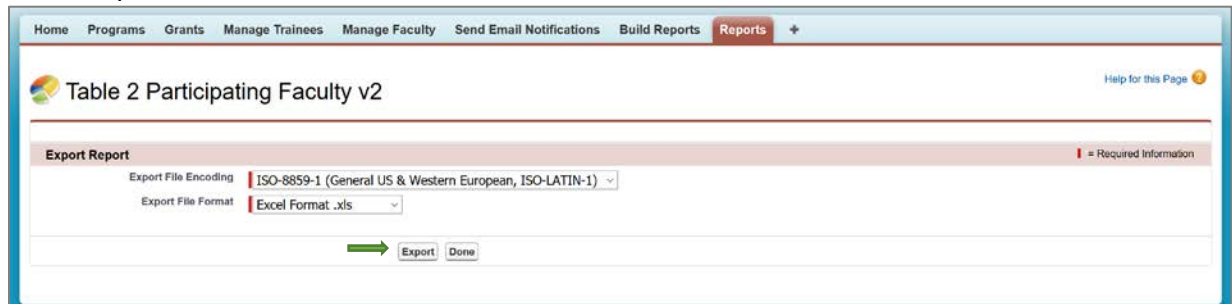
1. In the “Build Reports” tab, select your program under “Select Program To View” and “Select Grant.” Under “Select a T32 table,” select “Faculty Grant and Contract Support (Table 4).” Then click “Build T32 Table Report.”



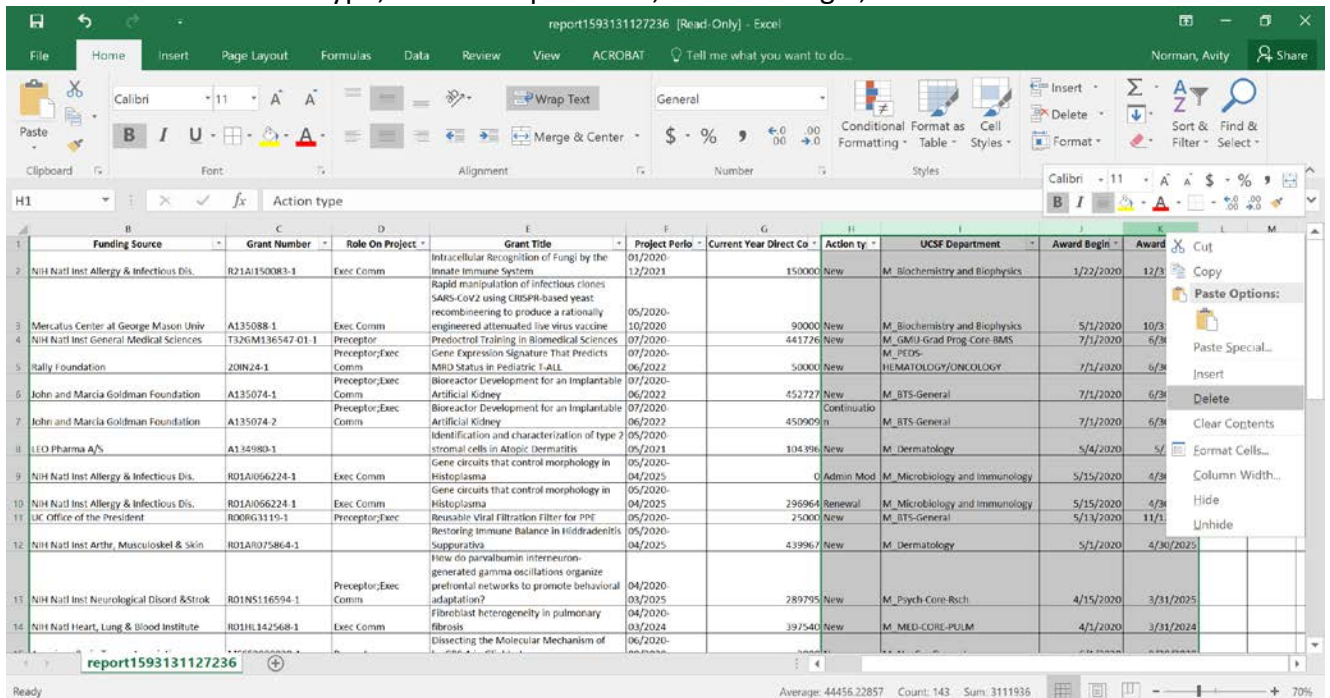
2. Set “Range” to “Current FY,” then click “Export Details.”



3. Click “Export.”



4. Delete columns “Action type,” “UCSF Department,” “Award Begin,” and “Award End.”



5. Add a row for “Average Grant Support per Participating Faculty Member” and average column “Current Year Direct Costs” to complete Table 4.

	A	B	C	D	E	F	G	H	I	J	K	L	M	N
34	Kheirbek, Mazen A.	McKnight Endowment Fund for Neuroscience	-1	Preceptor	New myelin formation in systems consolidation and retrieval of remote memories	02/2020-01/2023	0							
35	Tumbaugh, Peter J.	Burroughs Wellcome Fund (the)	1021072-1		Bay Area Microbial Pathogenesis Symposium (BAMPS)	01/2020-12/2020	5000							
36	Tward, Aaron D.	NIH Natl Inst Deafness & Commun. Disord.	R01DC018076-1	Preceptor:Exec Comm	Tympanic membrane progenitor cells in homeostasis in injury	04/2020-03/2025	357699							
37	Average Grant Support per Participating Faculty Member						=AVERAGE(G2:G36)							
38	Grant and Contract Support of the Partic													
39	Copyright (c) 2000-2020 salesforce.com, inc. All rights reserved.													
40	Confidential information - Do Not Distribute													
41	Generated By: Avty Norman 6/25/2020 5:25 PM													
42	UCSF Main Org													
43														
44														
45														
46														
47														
48														
49														
50														
51														
52														
53														
54														
55														
56														
57														
58														